

# PUBLIC NOTICE

## **ROCK ISLAND TOWNSHIP ANNUAL TOWN MEETING Tuesday April 10, 2018 Rock Island Township (Town Hall)**

2827 7<sup>th</sup> Avenue  
Rock Island, IL. 61201  
6:01 PM

### AGENDA

1. Town Clerk convenes meeting
2. Town Clerk confirms total number of electors/registered voters 8
3. Election of Moderator
4. Oath of Moderator, with Town Clerk administering oath
5. Moderator confirms Agenda and Notice of Meeting
6. Review of minutes of Annual Town Meeting held on April 11th, 2017
7. Presentation of Supervisor's 2017 Annual Financial Statement
8. 2017 Reports: Supervisor & Assessor – Other Board Members
9. Resolution to set time and date of Annual Town Meeting for 2019 4/9/19
10. Old Business
11. New Business
12. Public Comments
13. Moderator Compensation
14. Adjournment

Joan Clark, Rock Island Town Clerk

ANY PERSON WITH DISABILITIES WHO WISHES TO ATTEND THE MEETING WHO REQUIRES A SPECIAL ACCOMMODATION, OR ANY OTHER PERSON REQUIRING A SPECIAL ACCOMMODATION IN ATTENDING THE MEETING, SHOULD NOTIFY THE SUPERVISOR AT LEAST 24 HOURS PRIOR TO THE SCHEDULED MEETING.



## 4/10/18 Annual Town Meeting

### SUPERVISOR'S REPORT

- This is my fifth Annual Meeting report, meaning that I survived an election last year – as did the other Town Board members (but I had the unique pleasure of being the only contested race.) Congratulations to Trustees Rita Kirk, Heather Gray, Jim Kerr and Vince Thomas, Town Clerk Joan Clark and Assessor Brenda Carmen!
- We also had the privilege of being sworn into office for the 2017 – 2021 term of office by Illinois Supreme Court Justice (former Chief Justice and Rock Island resident) Thomas Kilbride on May 1, 2017. It was an honor for all of us!
- Once again, we face the challenges of legislative proposals in Springfield to consolidate or eliminate townships. It points to the need for townships to explain what we do and how efficient we are.
- Thanks again and again to our great staff – Caseworker / Bookkeeper Doris Quigley, Custodian Terry Harris and Office Assistant Tim Smith who all continue to do a wonderful job of providing customer service and keeping this building in operating shape.

Let's take a look at what we've accomplished during the past fiscal year:

#### ❖ GENERAL ASSISTANCE PROGRAM

- 123 applications distributed; about 10 per month
- 67 were returned or about 55% of those handed out (up from 41% last year, 38% in 2016, 46% in 2015 and down from 66% in 2014)
- 54 of the 67 (81%) were approved; 13 denied (10 of them never came back, 1 applicant got a good paying job so they weren't eligible and one unexpectedly qualified for unemployment)
- We have an average of 45 active clients per month receiving rent assistance and food and personal item vouchers
- During the course of the year we had 50 clients leave the GA program (down from 60 in 2016-17):
  - 10 clients found work
  - 6 moved out of the Township
  - 9 clients had either their disability approved (which translated into deposits to the GA Fund) or unemployment approved

- 25 clients were dismissed for "cause" – meaning noncompliance with program rules, such as job search violations, improper use of vouchers, incarceration, no contact, etc.
- It cost nearly \$117,000 during the past fiscal year to provide services, including \$115,000 for food, shelter, bus passes and utilities; the remainder was for supplies and printing. This is about \$220 per client per month.
- There were \$50 holiday vouchers issued in November 2017 to 44 GA clients, costing \$2,200

❖ **EMERGENCY FOOD AND SHELTER GRANTS**

- The United Way / FEMA grant was available this year. It provides up to \$450 towards rent or mortgage payments that were not paid due to a household or family emergency.
- 27 applications were picked up; 15 were incomplete, never returned or denied; and 9 were approved (total cost of \$3,505 or \$389.4 average).

❖ **EMERGENCY ASSISTANCE PROGRAM**

- Originally approved in September 2015, this program provides up to \$400 to cover rent or utility expenses that were unpaid because of a family or household emergency. Current GA clients or those who potentially qualify for GA are not eligible
- 114 applications were distributed during the fiscal year, with 81 approved at a cost of \$29,956.09, an average of \$370.00 per client. \$30,000 was budgeted for the program.
- Primary reasons for assistance continue to be reduced hours of work, job loss and medical emergencies. Recipients must provide evidence that they can meet their future obligations for the next 30 days.

❖ **WORK READINESS**

- 27 people per month benefitted from bus tickets to get to interviews or to work at a total annual cost of \$5,500. This expense is up compared to last fiscal year (23 monthly average and \$4,250) based on higher program demand
- 96 people received vouchers for steel-toed boots, clothing, other employment related items, birth certificates, State ID's or driver's licenses for a total cost of \$3,438 (\$35.81 average).

❖ **PROGRAMS / CONTRIBUTIONS – BENEFITTING SENIORS, YOUTH, VETERANS and LOWER INCOME RESIDENTS**

- **Senior Cares:** 34 seniors per month receive a \$35 voucher to Save-A-Lot II for food. The 2017/2018 budget was increased to accommodate up to 40 seniors per month.
- **Christmas Lunch for Seniors**
  - 70 guests and caregivers and 18 servers (including Township elected officials and staff plus Safer Foundation, Delacerda House and Roofers Union staff) enjoyed a delicious full course meal catered by the Montford's. Gift certificates, a visit from Santa and Mrs. Claus and a performance by the Rock Island High School Chorus plus good company resulted in another wonderful event
  - Total cost was about \$2,169 or \$24.65 per person for food, decorations, gifts, etc.

- **Flu shots**
  - 4 staff received flu shots last year
- **Blankets**
  - 120 surplus emergency blankets were distributed at no cost.
- **Meal Site**
  - Lund Hall continues to be the site of the St. Joseph's / St. Pius X Catholic Church's evening meal served Monday through Friday
  - There were 11,348 people served last year; a 2.7% decrease from 2016 / 2017. This is about 44 per night (down from 46 last year)
  - Thanks to the Meal Site Board, cooks, servers and all the volunteers for this extraordinary effort. Special thanks to Trustee Rita Kirk for lining up the volunteer cooks / servers. And, thanks to site coordinators Mike Richert, Tim Smith and Mike Clark.
- **Food Pantries**
  - Food Pantry grants of \$3,000 each were made to 2<sup>nd</sup> Baptist and Sacred Heart sites and \$1,500 to the Church of Peace pantry
  - 2<sup>nd</sup> Baptist assisted about 17,000 people over a 12-month period
  - Church of Peace served 9,217 residents last year, or 180 per day (open Saturday 9 – 11 a.m.)
  - Sacred Heart's Pantry is located in the Town Hall rent free
    - 12,661 people were assisted (about 51 per day) for this Monday through Friday operation. This was down 732 people or about -5.5% compared to last year. Thanks again (and again) to Mike Clark for his dedication and service and to all the other volunteers who make this possible!
- **Direct contributions** (\$12,176 approved)
  - \$100 to NAACP brochure and participation at the September 9<sup>th</sup> Resource Fair
  - \$200 co-sponsorship with South Rock Island Township for Metro Youth's Steppers / Drum Line at the annual Labor Day Parade
  - Up to \$1,500 to the Rock Island / Milan Little League for fee scholarships
  - \$300 to sponsor a Little League team
  - \$3,000 to the King Center's A.C.T.I.V.E. Club for Senior programs and activities
  - \$500 to Spring Forward Learning Center's Kids on Campus program
  - \$1,000 to Thy Loving Kindness' sock, scarf and underwear program
  - \$500 contribution to Parks and Recreation Department's Spring Egg Hunt (another co-sponsorship with South Rock Island Township). But, the March 24<sup>th</sup> event was snowed out and our funds will be used next year
  - Fright Night (10/26/17) event in the District. More than 1,500 kids got candy
  - \$800 to Urban Gardeners / Broadway Presbyterian Church for soil enhancement and tiller rental
  - SAL Child Development received \$1,150 for building improvements (roof, painting, etc.) at its 16<sup>th</sup> Avenue / 5<sup>th</sup> Street facility

- \$1,500 went to the TRY-Play program for scholarships to Rock Island Parks and Recreation Department programs. This is a joint venture with South Rock Island Township and others.

❖ **TOWN HALL BUILDING USE**

- Ethel Shurlock Giving Center continues to accept donations of clothing, books, miscellaneous items for those in need to take at no charge
- AARP offered its Income Tax service in February through April here in Lund Hall (Tuesday and Thursday last calendar year; Tuesday only this calendar year)
- Greenbush Neighbors Association met regularly in 2017 (February – November) and 2018 (February and March). About 20 neighbors get together for a potluck followed by a program and sharing of ideas and concerns. Thanks to 5<sup>th</sup> Ward alderman Dylan for his regular attendance and to the City of Rock Island for having the Police and CED staff share information.
- Lund Hall has been and will be a Cooling / Heating Center when there are temperature extremes.
- We continue with our three long-term rent paying tenants:
  - Delacerda House
  - Safer Foundation
  - Roofer's Union
- Cooperation and communication remains open between the G.A. Program and Safer Foundation and Delacerda House
- All three tenants continue to make use of the Town Hall for board meetings, as does the Elevator Union. The Roofer's Union is having Apprentice and Journeymen meetings as well.
- NAACP continues to occasionally use the Board Room for Legal Redress Hearings
- Opportunities Quad Cities (anti-poverty group) used Lund Hall for Super Saturday events
- Lund Hall was painted

❖ **BOARD INITIATIVES**

- (Another) Clean **Audit** for fiscal year 2017 – 2018
- **Budget** – Levy approved in October 2017 and the fiscal year 2018 – 2019 budget is being reviewed, with May 2018 approval expected. Levy was initially reduced by -0.85%, from \$525,350 to \$523,903, with the Certified to Collect amount set by Rock Island County at \$524,815.32. Total annual budget for the Town Fund, General Assistance Fund and Building Fund equals approximately \$850,485.
- **Website** continues to be used for on-going information
- **Newsletter** was produced and distributed in September 2017 (12 pages) and March 2018 (12 pages). Had to change production details as Argus / Dispatch could no longer do distribution the way we wanted it. J.V. Consulting did the mailing, while Argus / Dispatch / Lee Enterprises did the advertising sales, layout and printing.
- **Facebook** – Township page is used frequently to share information with our group (485 members) and also through the NEXTDOOR app
- **Sign** – Our LED message board sign promotes Township, neighborhood, City, Library, Park, Roofer's and other information on a routine basis

- **Flag** – Trustee Kerr again proudly displayed our flag during the Parade of Flags at the 2017 Township Officials of Illinois Annual Conference.
- **2<sup>nd</sup> Annual Illinois Township Day** – On September 23<sup>rd</sup>, we again celebrated Township programs and activities, those of our tenants and organizations we support. The Rock Island Fire Department and Police K-9 units were there to show off their skills and equipment. We also served hot dogs, chips and drinks. The highlight of this year's event was the dedication of the Matthew F. Parker, Jr. Memorial Gardens. More than 200 people participated in this emotionally charged event that recognized the 36 years Trustee Parker served the Township. He passed away in August 2016 and the Town Board thought improvements to our greenspace would be a lasting tribute to his memory. Landscaping was upgraded, new picnic tables purchased and a sign (designed and fabricated by Rock Island's Crawford Company) was installed. This was a truly memorable event!
- **Rock Island County Fair** – Rock Island, South Rock Island and Blackhawk Townships were at the 2017 County Fair to promote townships and educate the public about our services.
- **Personnel Policy** - Revised to incorporate new (and Illinois mandated) Sexual Harassment policy.

**What's in store for 2018 / 2019?** We'll review and update our existing and new programs, services or activities to assure they are working effectively and meeting resident needs.

We will also be making improvements to the property, including parking lot sealing and striping, chain link fence repair (or replacement), painting the building's exterior, installing our new flag pole and benches in Parker Gardens.

I estimate that we had contact with (direct service, supported activity or conversation) with more than 50,000 people last year. That amounts to a cost of about \$50 per Township resident per year to support services that are typically not available elsewhere; certainly not by local government. And, most of it is done under our Town Hall roof thanks to the leadership, guidance, knowledge and commitment of the Rock Island Town Board!

We will continue to explain what Rock Island Township has accomplished should there be questions about the validity and effectiveness of townships – either through pending legislation or moves to abolish townships.

Questions?

**RI Town Fund  
 Profit & Loss**

April 2017 through March 2018


						Apr '17 - Mar 18
<b>BEGINNING BALANCE 4/1/17</b>						350,686.00
<b>Ordinary Income/Expense</b>						
<b>Income</b>						
<b>Town Fund Income</b>						
<b>01311 · Property Tax</b>						
01313 · Property Tax Interest						53.89
01311 · Property Tax - Other						521,095.48
<b>Total 01311 · Property Tax</b>						<b>871,835.37</b>
01342 · Replacement Tax						102,561.44
01384 · Interest						1,061.22
01389 · Miscellaneous						4,335.44
<b>Total Town Fund Income</b>						<b>979,793.47</b>
<b>Total Income</b>						<b>979,793.47</b>
<b>Gross Profit</b>						<b>979,793.47</b>
<b>Expense</b>						
<b>1 · Town Expenses</b>						
<b>0111 · Administration</b>						
<b>Contractual Services</b>						
<b>Programs</b>						
Emergency Assistance Program						30,181.81
006010 · Senior Programs						3,260.00
006011 · Senior CARES						12,855.40
006015 · Youth Programs						5,263.65
011591 · Senior / Youth Program						34.25
011594 · Employment Program						2,911.43
011598 · Holiday Dinner						2,301.77
011600 · Food Pantry						4,500.00
011603 · Neighborhood Improvements						1,697.33
<b>Total Programs</b>						<b>63,005.64</b>
0111383 · Gen Liability						10,022.00
0111528 · IT Maintenance						8,018.88
0111529 · Maintaince Computer Equip						95.00
0111530 · Audit						5,250.00
0111533 · Legal ServicesTF						236.24
0111551 · PostageTF						3,209.09
0111552 · TelephoneTF						3,850.04
0111554 · PrintingTF						10,848.03
0111561 · DuesTF						750.48
0111562 · Travel & TrainingTF						8,685.40
0111592 · Bus Tickets						5,500.00
0111599 · Miscellaneous Expenses						291.27
<b>Total Contractual Services</b>						<b>119,762.07</b>

**RITown Fund  
 Profit & Loss**


April 2017 through March 2018

		Apr '17 - Mar 18
01114 · Personnel		
	0111421 · Town Payroll Expenses	231,581.24
	0111423 · Town Health (General)	48,348.00
	0111461 · Social Security Benefits	15,455.82
	0111462 · Medicare Benefits	3,614.69
	0111463 · IMRF Benefit	22,534.45
Total 01114 · Personnel		321,534.20
01116 · Commodities		
	0111651 · Office SuppliesTF	2,503.53
Total 01116 · Commodities		2,503.53
01117 · Capital Outlay		
	0111830 · EquipmentTF	2,566.09
Total 01117 · Capital Outlay		2,566.09
	66900 · Reconciliation Discrepancies	-2.00
	66929 · Bank Fees	1,271.39
Total 0111 · Administration		447,635.28
Total 1 · Town Expenses		447,635.28
Total Expense		447,635.28
Net Ordinary Income		532,158.19
Net Income		532,158.19
Transfers to General Assistance and Building Funds		-135,000.00
ENDING BALANCE 3/31/18		397,158.19

Submitted this 9th day of April, 2018

  
 Alan M. Carmen, Supervisor  
 Rock Island Township

Received this 9th day of April, 2018

  
 Joan Clark, Clerk  
 Rock Island Township



**Rock Island Township GA  
 Profit & Loss  
 April 2017 through March 2018**


		Apr '17 - Mar 18
<b>BEGINNING BALANCE 4/1/17</b>		5,991.00
<b>Income</b>		
<b>General Assistance Income</b>		
	15311 · Property Tax	100,000.00
	15385 · Reimbursements	14,897.00
	<b>Total General Assistance Income</b>	120,888.00
<b>Total Income</b>		120,888.00
<b>Gross Profit</b>		120,888.00
<b>Expense</b>		
<b>5 · General Assistance Expenses</b>		
<b>Capital Outlay</b>		
	830 · EquipmentGA	89.98
	<b>Total Capital Outlay</b>	89.98
<b>Commodities</b>		
	651 · Office SuppliesGA	292.36
	<b>Total Commodities</b>	292.36
<b>Contractual Services</b>		
	551 Postage	181.00
	554 · Printing	1,147.47
	562 · Travel/TrainingGA	350.00
	<b>Total Contractual Services</b>	1,678.47
<b>Home Relief</b>		
<b>Commodities</b>		
	691 · FoodGA	7,291.80
	692 · Personal/IncidentalsGA	26,859.34
	<b>Total Commodities</b>	34,151.14
<b>Contractual Services</b>		
	587 · Rents	62,614.64
	588 · UtilitiesGA	10,786.00
	589 · Bus Tickets	7,364.20
	<b>Total Contractual Services</b>	80,764.84
	<b>Total Home Relief</b>	114,915.98
	<b>Total 5 · General Assistance Expenses</b>	116,976.79
<b>Total Expense</b>		116,976.79
<b>Net Income / Ending Balance 3/31/18</b>		3,911.21

Submitted this 9th day of April, 2018



Alan M. Carmen, Supervisor  
 Rock Island Township

Received this 9th day of April, 2018

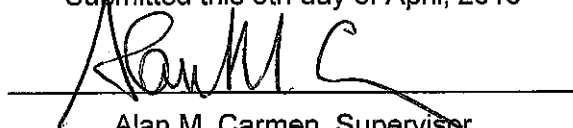


Joan Clark, Clerk  
 Rock Island Township

**RI Building Fund**  
**Profit & Loss**  
April 2017 through March 2018


			Apr '17 - Mar 18
<b>STARTING BALANCE 4/1/17</b>			93,958.00
<b>Income</b>			
<b>16 - Building Fund</b>			
	16311 - Property Tax		35,000.00
	16315 - Rental Income		13,157.00
	16314 - Hall Rental/Misc.		300.00
	16355 - Misc. Reimbursements		4,657.00
	<b>Total 16 - Building Fund</b>		<b>147,072.00</b>
<b>Total Income</b>			<b>147,072.00</b>
<b>Gross Profit</b>			<b>147,072.00</b>
<b>Expense</b>			
<b>1 - Building Expenses</b>			
<b>0111 - Administration</b>			
	<b>01114 - Personnel</b>		
	16410 - Janitor Salary		19,112.16
	<b>Total 01114 - Personnel</b>		<b>19,112.16</b>
	<b>01115 - Contractual Services</b>		
	16512 - Snow/Landscaping/Lawn		3,361.95
	16513 - Parking/Paint/Plumbing		764.59
	16514 - Utilities/Water/Sewer		10,926.95
	16515 - Security		1,356.87
	<b>Total 01115 - Contractual Services</b>		<b>16,410.36</b>
	<b>01116 - Commodities</b>		
	16651 - Janitor Supplies		4,683.86
	16652 - Trash/Fire/Pest Control		1,025.15
	<b>Total 01116 - Commodities</b>		<b>5,709.01</b>
	<b>01128 - Capital Outlay</b>		
	16912 - Real Estate Tax		1,108.60
	16830 - Major Project		24,682.52
	<b>Total 01128 - Capital Outlay</b>		<b>25,791.12</b>
	<b>Total 0111 - Administration</b>		<b>67,022.65</b>
	<b>01117 - Miscellaneous</b>		206.32
	<b>Total 1 - Building Expenses</b>		<b>67,228.97</b>
<b>Total Expense</b>			<b>67,228.97</b>
<b>Net Income</b>			<b>79,843.03</b>

Submitted this 9th day of April, 2018



Alan M. Carmen, Supervisor  
Rock Island Township

Received this 9th day of April, 2018



Joan Clark, Clerk  
Rock Island Township

2016/2017 COMPARISON OF EXEMPTION COUNTS AND EXEMPTION DOLLARS

EXEMPTION NAME	COUNT 2016	COUNT 2017	DIFFERENCE	AMOUNT 2016	AMOUNT 2017	DIFFERENCE
HOME IMPROVEMENT	89	84	-5	\$391,978	\$395,899	\$3,921
DISABLED VET	126	134	8	\$554,361	\$613,338	\$58,977
SENIOR FREEZE	436	426	-10	\$2,293,413	\$2,228,781	-\$64,632
SENIOR HOMESTEAD	805	822	17	\$4,007,085	\$4,093,556	\$86,471
OWNER/OCCUPIED	2579	2521	-58	\$14,625,442	\$14,374,359	-\$251,083
TIF DISTRICTS	648	630	-18	\$33,621,947	\$28,973,746	-\$4,648,201
TOTALS	4683	4617	-66	\$55,494,226	\$50,679,679	-\$4,814,547

## SALES PER NEIGHBORHOOD

<u>NEIGHBORHOOD</u>	<u># SALES</u>	<u>\$ AMOUNT</u>	<u>AVERAGE SALE</u>
AUGUSTANA AREA	8	\$684,000	\$85,500
RESIDENTIAL ONLY	6	\$481,500	\$80,250
BROADWAY DISTRICT	19	\$1,825,811	\$96,095
RESIDENTIAL - ALL			
CENTRAL GATEWAY	10	\$628,900	\$62,890
RESIDENTIAL	9	\$599,900	\$66,655
CONDOS	3	\$321,400	\$107,133
(CLIPPER/MCKESSON/11 OAKS)			
RESIDENTIAL - ALL			
COLLEGE HILL	0		
DOUGLAS PARK	20	\$830,163	\$41,508
RESIDENTIAL	17	\$625,163	\$36,774
DOWNTOWN DISTRICT	3	\$509,500	\$169,833
RESIDENTIAL	0		
GREENBUSH NEIGHBORHOOD	17	\$2,106,110	\$123,888
RESIDENTIAL	15	\$986,610	\$65,774
HIGHLAND PARK	1	\$265,000	\$265,000
RESIDENTIAL - ALL			
HILLTOP 1918	8	\$635,000	\$79,375
RESIDENTIAL- ALL			
HILLTOP AREA	36	\$3,465,800	\$96,272
RESIDENTIAL	34	\$2,815,800	\$82,817
KEYSTONE AREA	31	\$2,461,250	\$79,395
RESIDENTIAL	29	\$2,376,350	\$81,943
KINGS CORNER	0		
LONGVIEW AREA			
RESIDENTIAL	14	\$487,300	\$34,807
	11	\$479,800	\$43,618
OLD CHICAGO AREA	9	\$419,500	\$87,000
RESIDENTIAL	2	\$46,600	\$23,500

## **PROPERTY TAX EXEMPTIONS**

<b><u>NAME</u></b>	<b><u>NUMBER</u></b>	<b><u>\$ AMOUNT</u></b>
HOME IMPROVEMENT	84	\$395,899
DISABLED VETS	126	\$554,361
SENIOR FREEZE	426	\$2,228,781
SENIOR HOMESTEAD	822	\$4,093,556
OWNER/OCCUPIED	2,521	\$14,374,359
TIF DEDUCTIBLE	630	\$28,973,746

## **PARCEL COUNTS**

	<b><u>2016</u></b>	<b><u>2017</u></b>
RESIDENTIAL VACANT LAND	567	563
RESIDENTIAL	4792	4785
COMMERCIAL VACANT LAND	104	104
COMMERCIAL	496	491
INDUSTRIAL	67	67
EXEMPT	519	483
TOTAL	6545	6493