

RITown Fund
Profit & Loss Budget Performance
April 2018 through March 2019


		April 1, 2018 - March 31, 2019
Beginning Balance 4/1/18		312,479.00
Ordinary Income/Expense		
Income		
Town Fund Income		
01311 · Property Tax		
01313 · Property Tax Interest		0.00
01311 · Property Tax - Other		354,632.54
Total 01311 · Property Tax		354,632.54
01342 · Replacement Tax		95,010.86
01384 · Interest		1,137.74
01389 · Miscellaneous		0.00
Total Town Fund Income		450,781.14
Total Income		763,260.14
Gross Profit		
		763,260.14
Expense		
TRANSFER OUT		0.00
1 · Town Expenses		
Debt Service		
Loan to General Assistance Fund		0.00
Total Debt Service		0.00
0111 · Administration		
Contractual Services		
Programs		
Emergency Assistance Program		40,000.08
Township Day		0.00
006010 · Senior Programs		3,120.00
006011 · Senior CARES		15,038.63
006012 · Denture Program		0.00
006015 · Youth Programs		4,700.00
011461 · Veterans Appreciation		500.00
011593 · Computer Opportunity		0.00
011594 · Employment Program		6,572.56
011598 · Holiday Dinner		2,374.60
011600 · Food Pantry		0.00
011603 · Neighborhood Improvements		7,609.39
Total Programs		79,915.26

TOTAL INCOME \$1,100,848
 EXPENSES 624,590
 476,258 BALANCE


RI Town Fund
Profit & Loss Budget Performance
 April 2018 through March 2019

		April 1, 2018 - March 31, 2019
	0111383 · Gen Liability	10,022.00
	0111528 · IT Maintenance	3,949.98
	0111529 · Maintenance Computer Equip	0.00
	0111530 · Audit	5,325.00
	0111533 · Legal ServicesTF	372.50
	0111551 · PostageTF	3,470.62
	0111552 · TelephoneTF	3,917.86
	0111553 · PublishingTF	0.00
	0111554 · PrintingTF	7,848.27
	0111561 · DuesTF	877.07
	0111562 · Travel & TrainingTF	11,085.22
	0111592 · Bus Tickets	5,750.00
	0111599 · Miscellaneous Expenses	-1,396.00
	Total Contractual Services	131,137.78
	01114 · Personnel	
	0111421 · Town Payroll Expenses	234,492.67
	0111423 · Town Health (General)	53,494.00
	0111461 · Social Security Benefits	15,329.50
	0111462 · Medicare Benefits	3,585.09
	0111463 · IMRF Benefit	20,186.60
	Total 01114 · Personnel	327,087.86
	01116 · Commodities	
	0111651 · Office SuppliesTF	2,039.83
	Total 01116 · Commodities	2,039.83
	01117 · Capital Outlay	
	0111830 · EquipmentTF	9,470.63
	0112929 · MiscellaneousTA	0.00
	Total 01117 · Capital Outlay	9,470.63
	66900 · Reconciliation Discrepancies	-37.96
	66929 · Bank Fees	825.12
	Total 0111 · Administration	470,523.26
	Total 1 · Town Expenses	470,523.26
	Total Expense	470,523.26
	Net Ordinary Income	292,736.88
	Net Income	292,736.88

Submitted this 4th day of April, 2019


 Alan M. Carmen, Supervisor
 Rock Island Township

Received this 4th day of April, 2019


 Joan Clark, Clerk
 Rock Island Township

Rock Island Township GA
Profit & Loss Budget Performance
April 2018 through March 2019

GENERAL ASSISTANCE


		April 1, 2018 - March 31, 2019
	Beginning Balance 4/1/18	33,691.00
Income		
General Assistance Income		
	15311 · Property Tax	100,000.00
	15385 · Reimbursements	16,212.00
	15389 · Miscellaneous - Loan From Town	0.00
	Total General Assistance Income	116,212.00
	Total Income	116,212.00
	Gross Profit	149,903.00
Expense		
5 · General Assistance Expenses		
Capital Outlay		
	830 · EquipmentGA	0.00
	Total Capital Outlay	0.00
Commodities		
	651 · Office SuppliesGA	436.08
	Total Commodities	436.08
Contractual Services		
	551 Postage	250.00
	552 · Home Visits	0.00
	554 · Printing	729.81
	562 · Travel/TrainingGA	100.00
	Total Contractual Services	1,079.81
Home Relief		
Commodities		
	691 · FoodGA	9,285.53
	692 · Personal/IncidentalsGA	21,812.21
	695 · Drugs	0.00
	Total Commodities	31,097.74
Contractual Services		
	581 · Physician ServiceGA	0.00
	584 · Dental Service	0.00
	586 · Funeral/Burial ServiceGA	0.00
	587 · Rents	48,411.59
	588 · UtilitiesGA	9,538.00
	589 · Bus Tickets	5,856.00
	Total Contractual Services	63,805.59
	Total Home Relief	96,419.22
Other Expenditures		
	Miscellaneous	0.00
	Total Other Expenditures	0.00
	Total 5 · General Assistance Expenses	96,419.22
	Total Expense	96,419.22
	Ending Balance 3/31/19	53,483.78

Submitted this 4th day of April, 2019



Alan M. Carmen, Supervisor
Rock Island Township

Received this 4th day of April, 2019



Joan Clark, Clerk
Rock Island Township


**RI Building Fund **
Profit & Loss Budget Performance
April 2018 through March 2019

		April 1, 2018 - March 31, 2019
	Beginning Balance 4/1/18	109,794.00
Income		
16 - Building Fund		
	16311 - Property Tax	65,259.00
	16315 - Rental Income	11,947.00
	16314 - Hall Rental/Misc.	325.00
	16355 - Misc. Reimbursements	360.00
	16 - Building Fund - Other	0.00
	Total 16 - Building Fund	77,891.00
	Total Income	187,685.00
	Gross Profit	187,685.00
Expense		
1 - Building Expenses		
0111 - Administration		
	01114 - Personnel	
	16451 - Part Time Employee	0.00
	16410 - Janitor Salary	14,571.53
	Total 01114 - Personnel	14,571.53
	01115 - Contractual Services	
	Architectural Services	0.00
	16511 - Roof/Air/Furnace	1,253.04
	16512 - Snow/Landscaping/Lawn	8,760.50
	16513 - Parking/Paint/Plumbing	624.00
	16514 - Utilities/Water/Sewer	10,614.68
	16515 - Telephone/Security	1,800.36
	Total 01115 - Contractual Services	21,052.58
	01116 - Commodities	
	16651 - Janitor Supplies	3,307.27
	16652 - Trash/Fire/Pest Control	1,964.98
	Total 01116 - Commodities	5,272.25
	01128 - Capital Outlay	
	16912 - Real Estate Tax	1,149.80
	16830 - Major Project	15,388.01
	Total 01128 - Capital Outlay	16,537.81
	Total 0111 - Administration	57,433.97
	01117 - Miscellaneous	213.65
	Total 1 - Building Expenses	57,647.62
	16913 - Contingencies	0.00
	Total Expense	57,647.62
	Ending Balance 3/31/19	130,037.38

Submitted this 4th day of April, 2019


Alan M. Carmen, Supervisor
Rock Island Township

Received this 4th day of April, 2019


Joan Clark, Clerk
Rock Island Township